

or 2.63% per year. The Agency did this while making major changes in our model of service delivery in keeping with the Ministry Transformation Agenda and the Agency's strategic plans. The field of Child Welfare in Ontario is showing expenditure increases in the same time-line of between 4% and 5%.

In 2007/08 Elgin FACS received core operating funding (Blocks 1, 3 and 4) of \$10,715,158 and Block 2 (Transformation) Funding of \$120,000. With the additional "Strategy Funding Allocation" of \$661,816 announced on February 29 2008, we received a Total Funding Allocation of \$11,497,865. Concerted efforts throughout the budget year to avoid costs and generate savings resulted in Total Expenditures of \$11,617,395. The funding shortfall for 2007/08 is \$119,530.

The Funding Model in Child Welfare is not working for Elgin CAS for a number of significant reasons which have been carefully documented and communicated to the Ministry.

The bottom line is that the child welfare model being operated in Elgin County has strong merit, is good value for money, receives independent recognition and is meeting the goals expected of it. Yet despite this, the current funding model allocation forces the Agency into a deficit position each and every year because the Agency is not allocated the funding that is necessary and required.

This constant concern about our fiscal ability to protect children and deliver mandatory services drains the time and

energy of the Board of Directors and senior staff at the Agency and detracts from our focus on the real work of protecting children from maltreatment.

This Agency has requested a Section 14 review by the Minister under Regulation 70 of the Child and Family Services Act to make our case for fair and equitable funding.

This has been another successful year for the Agency as we implement the Child Welfare Transformation Agenda, build successful outcomes and struggle with a flawed funding model.

We thank the many people who have worked diligently and contributed significantly to these successes. We are fortunate to have a dedicated and experienced Board of Directors with no turnover in the past year, a knowledgeable and passionate Staff, loving and supportive Foster Parents, energetic and committed Volunteers and a bright and enthusiastic Youth-in-Care Network.

As we approach this next year, these dedicated individuals are ready and willing to pursue our Vision of safe and nurtured children in Elgin County by carrying out our Mission to: protect children from abuse or neglect by ensuring a safe, stable and nurturing environment in partnership with families and the community.

Respectfully submitted,

Mary Jane Collins
President

Rod Potgieter
Executive Director

Youth Connecting with Youth

Young People have a voice at Family and Children's Services

Young people in the care of Family and Children's Services of St. Thomas and Elgin have a voice in the programs and policies which affect their lives. Together they have developed a mission statement and programs, which empower, educate and unite local youth ages 13 to 17 that are in the care of the agency and youth 18 to 21 on extended care and maintenance.

The Youth in Care Executive Committee was formed in February 2004. The Committee consists of 4 Youth, 2 staff and a foster parent whose focus is to connect youth in care, plan events and have a voice in the direction of programs, policies and best practice of the agency. The Committee is youth focused; the young people's values and priorities are the driving force to create change. The Committee has worked to increase the Extended Care and Maintenance benefits for youth who live independently, develop a number of groups for youth to gain

skills for independence as well as provide training opportunities for committee members. Continued partnerships with The Elgin Children's Foundation, Student Employment Centre, HRDC and other community resources have enhanced the program allowing additional groups, outings and educational opportunities for youth in care.

The committee meets on a monthly basis to organize recreation and social events such as bowling, swimming, movies and games nights. In June the committee launched a new website for the youth. Go to www.caselgin.on.ca and click on the YIC icon to view upcoming events and activities. The success of the events is evident in the number of youth who participate. At the annual Christmas dinner 25 youth attended and there are plans for other holiday events. The summer Employment program has involved community partners and has provided employment to

a number of youth. The youth are connecting not only through social events but through the number of groups which are offered to assist in skill development.

With the support of the Agency, the Elgin Children's Foundation and community partners this program continues to meet its goals.



Youth in care making connections through social, recreational and educational activities while having a voice in the decisions which will affect and enhance their lives.



Committee Members: Ashley Young, Tamara Frise, Deb Vint, Heather Snow, Lena Klassen, Abe Peters, Amanda Winters, Britney Doster.

Annual General Meeting

June 25, 2008

St. Thomas-Elgin Public Art Centre

Our Vision: Safe and Nurtured Children

Our Mission: We protect children from abuse or neglect by ensuring a safe, stable and nurturing environment in partnership with families and the community.

Services That We Provide

- Protecting children from abuse or neglect
- Counselling for families and children
- Support services to families where there is a risk of abuse or neglect
- Family support and education groups
- Counselling and disclosure services to adult adoptees
- Foster care/Kinship service for children who cannot live with their parents
- Supervised access between children in care and their families
- Placement and supervision of children with adoptive parents



From left: Dan Weagant, Monty Fordham, Lynda Avram, Laurie Intven, Jeff Addley, Mary Jane Collins, Rod Potgieter (Executive Director), Matt Moyes, Mark Lassam. Absent: Don Lawrence, Maureen Bedek, Kathy Fehr, Jane Johnson.

BOARD OF DIRECTORS – 2007 - 2008

President Mary Jane Collins
Vice-President Laurie Intven
Secretary Jeff Addley
Treasurer Don Lawrence
Past President Lynda Avram

DIRECTORS

Matt Moyes, Kathy Fehr, Monty Fordham, Maureen Bedek, Mark Lassam, Dan Weagant, Jane Johnson

OUR STAFF

Executive Director Rod Potgieter
Director of Services Dawn Flegel
Manager, Finance & Administration Services Barry Westman
Senior Legal Counsel Joyce Dittrich
Manager, Support Services Donna King
Manager, Children's Resources Brian Flint
Manager, County Investigations Services Karl Flegel
Manager, City Family Services Julie Carter
Manager, County Family Services Adri Hewitt
Manager City Investigations Services Monica Szikszay
Manager, Children's Services Dori Brauer
Supervisor, Volunteer & Access Services Rebecca Downey
Executive Assistant Rita Withenshaw
Human Resources/Quality Assurance Coordinator/Katherine Whelan
Legal Counsel Marnelle Dragila
Legal Assistants Lorri Parkins, Sue Sheridan
Receptionist Marlaire Epple
Administrative Assistants Terri Struthers, Julie Agius, Wendy Evans, Nancy Loeters, Sherri Johnson
Bookkeeper April Murray
Administrative Support Hetty Findlay
Volunteer Coordinator Lorri Donaldson
Transportation & Access Coordinator Pam Palmer
Child and Youth Workers Jennifer Peters, Kim Seabrook, Heather Snow
Foster Support Worker Sharon Bogart
Children's Support Worker Kari Wyse
Case Aid Heather Pell
After Hours Duty Workers S. Hines, D. Barnes, J. Carey, J. Morris, J. Henry, D. Winegarden, L. Shaw

Foster Care Recruiter Debbie Dawdy
President, Foster Parent Association Milly Campeau

CHILD PROTECTION WORKERS

Debbie Barnes, Sandra Bottone, Jennifer Carey, Gordana Cvetkovic, Laura Evans, Rob Fellows, Lana Fleming, Patricia Frewen, Natalie Goodyear, Jodie Henry, Suzanne Hines, Jennifer Johns, Steve Kippen, Stephanie Knox, Josie Loewen, Jennifer McCallum, Melissa Mercier, Jodi Lynn Morris, Krista Palma, Julie Ritchie, Krista Rohrer, Rebecca Sapezinskas, Omer Savoie, Lisa Spurgeon, Darlene Teslia, Tracy Trainor, Anne Wall, Patty Warren, Lynita Wilson, Dawn Winegarden, Kathryn Wozny, Melanie Wuytenburg

CHILDREN'S SERVICES WORKERS

Marcia Andkilde, Tricia Creed, Anne MacKinnon, Janice Oldham, Rhonda Phillips, Danielle Russell, Deb Vint, Sarah Adamson, Rachel Smith

CHILDREN'S RESOURCE WORKERS

Paul Ballantyne, Lucy Shaw, Tracey Hedges, Marnie Merrit, Susan Nichol
Adoption Worker – Marilyn Provenzano
Kinship Services Workers - Wilma van der Woerd, Hiedi Britton, Maria Gubbles

FAMILY SUPPORT WORKERS

Patty Dunn, Cara Gogan, Barbara Harrison, Wynie Dearlove, Todd Rowley, Sue Hiebert

FAMILY ACCESS WORKERS

Full Time - Jamesie Blackwell, Lisa Vandenberg, Paula Mooney
Casual - Patty Dunn, Kelsie Hitchen-Percival, Marija Jurcic, Jennifer Lewis, Ben Massen, Teresa Ross, Jen Smith, Pauline Smith, Dawn Tribe, Kim Young



Family & Children's Services - St. Thomas & Elgin

410 Sunset Drive
St. Thomas, Ontario N5R 3C7
Tel: (519) 631-1492 Fax: (519) 631-0596
www.caselgin.on.ca

Family & Children's Services Statement of Operations Year ended March 31, 2008

REVENUES		
Province of Ontario - Grants	\$11,497,865	94.9%
Government of Canada		
- Children's Special Allowance	449,517	3.7%
Other income and recoveries	61,006	0.5%
Other Children's Aid Societies	60,095	0.5%
Interest Income	35,477	0.3%
Maintenance from Parents	13,236	0.1%
	\$12,117,196	100.0%

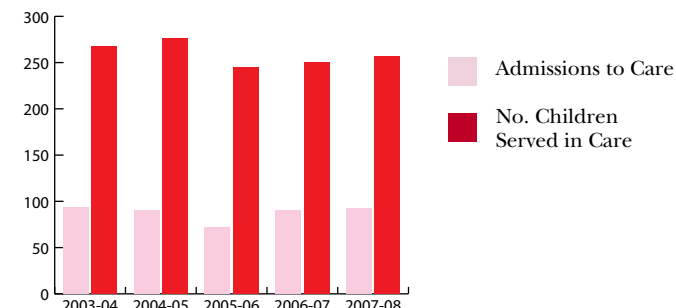
EXPENSES		
Salaries	\$4,986,726	40.8%
Boarding Rate Payments	3,777,644	30.9%
Employee Benefits	1,027,583	8.4%
Transportation	540,285	4.4%
Purchased Services - Case Related	537,246	4.4%
Children's Personal Needs	394,682	3.2%
Medical and Related Expenses	219,046	1.8%
Office Expenses	206,693	1.7%
Building Occupancy	177,672	1.5%
Technology	144,845	1.2%
Training and Recruitment	69,097	0.6%
Miscellaneous	68,539	0.6%
Purchased Services		
- Non-Case Related	54,153	0.4%
Promotion and Publicity	17,566	0.1%
Program expenses	7,001	0.1%
Financial Assistance	6,147	0.1%
Replacements and non-recurring costs	1,801	0.0%
	\$12,236,726	100.0%

DEFICIT
- Year Ended March 31, 2008 (\$119,530)

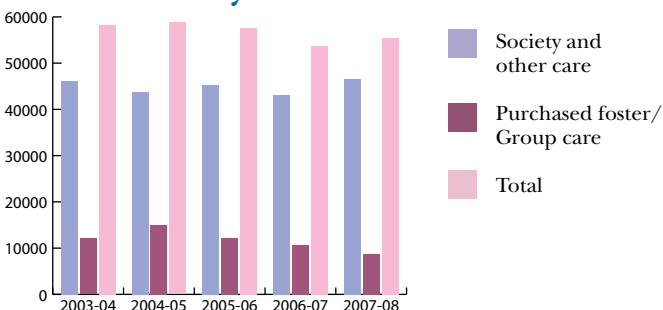
Child Protection: 2003-2008



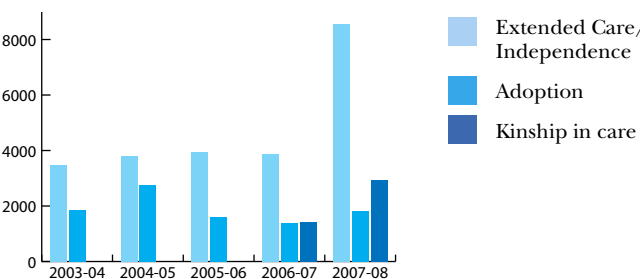
Children in Care: 2003-2008



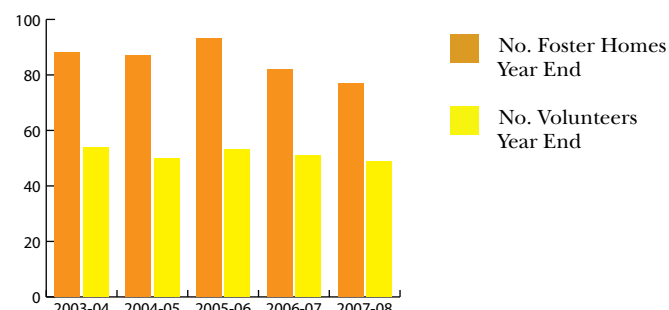
Residential Days Care: 2003-2008



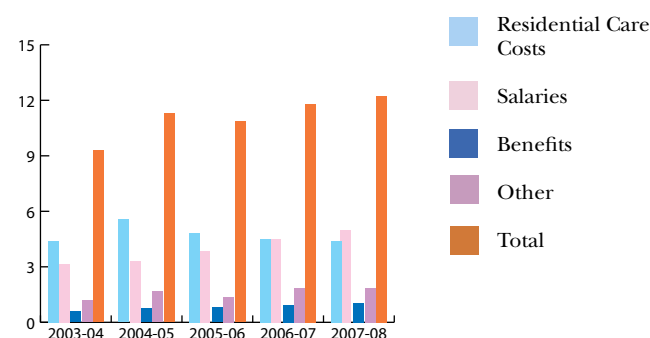
Residential Days Care (other): 2003-2008



Foster Homes and Volunteers: 2003-2008



Gross Expenditures - 2003-2008 (in millions)



President's and Executive Director's Annual Report for 2007-2008

We are pleased to submit our joint report for 2007-2008. Family and Children's Services of St. Thomas and Elgin had another successful year of implementing the Ministry Transformation Agenda and following the priorities set in our strategic plan.

This child protection model in Elgin County is working effectively to keep children safe from harm, improve their well-being and develop permanency placement options. We are achieving this in a sustainable and cost efficient manner. The child protection model in Elgin County compares favourably in all aspects with other child protection services in the South West Region and across the Province.

This Agency is delivering the results and achieving the outcomes asked of us and in many circumstances, exceeding the expectations.

Highlights of the year's performance:

- Good Crown Ward review results, well above the provincial average. In 2005 Elgin CAS received 100% compliance, 96.4% in 2006 and 84.5% in 2007 when the provincial average had dropped to 76% because of increased compliance expectations.
- Regular Foster Care License for the past 13 years.
- Independent reviews show that the Agency has implemented all the major components of the new legislation, new directives and the Transformation Agenda.
- Data presented in this report show that Elgin CAS is protecting children by employing the least intrusive options.
- Significant steps have been taken to keep children out of care when possible and when not possible, to place children in family based settings in Elgin County, instead of Group homes outside of Elgin.
- As these goals are being achieved, the number of ongoing family service files and kinship service files is increasing in the desired direction.
- The number of intakes has remained relatively stable, highlighting the fact that the service goal successes are the result of service model changes rather than shifts in intake volumes.
- Mitchell's Medal event was held for the second time. With the support of his parents, this event commemorates Mitchell Medhurst Temple, a youth who was in our care when he drowned, very tragically at Port Stanley Beach. This annual event offers all children associated with our Agency an opportunity to learn basic swim-to-survive skills and to earn Mitchell's Medal for their progress and achievements.

You will see from the accompanying data that, in the past year, child welfare investigations are marginally down and the monthly average of ongoing protection services in Elgin are up from last year. The trend for increases in family service cases is a combination of the effects of the Transformation Agenda and the strategic directions we have undertaken to keep children out of care and to provide supervision and supports in their family of origin or a home of a relative.

92 children were admitted to care this year compared to 90 children in 2006/07. The total number of children served

in care during the year rose from 250 last year to 257 for this current year. The total residential days of care rose from 53,709 to 55,388. This shows a 1,679 increase in the days of care. However, the strategic directions for the child welfare field and for Elgin CAS are to provide more effective supports for youth leaving care. This has resulted in a significant increase in the number of youth on Extended Care and Maintenance [ECM]. Consequently there has been a 4,707 increase in the days of care provided to Youth on ECM. If we discount the increase in days of care provided for Youth on ECM, effectively there is a reduction of 3,028 in total days of care for the agency.

We are fortunate to have a high number of good quality foster homes, allowing us to provide 73% of the days of care to children in our own foster homes. This compares very favorably to the South West Region average of 61% days of care in licensed foster homes.

Volunteers provided 9,777 hours of dedicated service to our Agency. This translates into the equivalent of 5.4 full-time staff. Services provided include being a member of the Board of Directors, driving clients to and from appointments, mentoring children, office administration and a multitude of other highly valued tasks.

Support, counselling and early intervention services are operating from the offices on Talbot Street. They have continued to develop using funding outside of our child protection budget from sources such as the Elgin-St. Thomas United Way, the Ontario Works National Child Tax Benefit Supplement Reinvestment and the Ministry of Children and Youth Services. These programs are delivered in partnership with community agencies including Merrymount, West Elgin Community Health Centre, Changing Ways and Violence Against Women's Services-Elgin County. A few service highlights:

- The Moms & Tots Program, which now operates at sites in St. Thomas and West Lorne provides support and education to moms with young children where there is a high risk of abuse or neglect. A second support group called Mother's Relief was added this year for graduates from Moms and Tots.
- General parenting groups and groups expressly for fathers are being offered around the County;
- Groups for parents and teens in conflict;
- Caring Dads, a group for fathers who have been abusive in their families.

Every year has its challenges. This year the agency directly responded to individuals who demonstrate behaviours that work against building a positive and healthy work environment and provided training for staff and for managers. We are also coping with the need for stabilization and retention of staff at family services. These teams have come under pressure because of the increased expectations created by the Transformation Agenda and the high caseloads of complex challenging cases.

The Agency is extremely fiscally responsible. In 2005/06 we had the lowest administration infrastructure ratio of all 53 Societies in the Province. We have had only a 7.9% increase in expenditures over the last 3 years (i.e. from 2004/05 to 2007/08)

...continued